

2nd Grade Homework: 12/08-12/11

Name: _____

Monday, 12/08:

- (1) Math - Break Apart Addends as Tens and Ones**
- (2) ELA - Editing for Punctuation**
- (3) Science - Where Water is Found on Earth**
- (4) Social Studies - Unit 4 Study Guide**

Tuesday, 12/09:

- (1) Math - Go Fish**
- (2) ELA - Editing for Capital Letters**
- (3) Science - Liquid or Solid?**
- (4) Social Studies - Honoring American Heritage**

Wednesday, 12/10

- (1) Math - Adding Errors**
- (2) ELA - Up for a Challenge?**
- (3) Social Studies - First American Flag**

Thursday, 12/11

- (1) Math - 2-digit addition (all 16)**

Announcements:

****Please read and log for fifteen minutes each day.**

****1 story retell due by Friday**

COMMON CORE STANDARD CC.2.NBT.6

Use place value understanding and properties of operations to add and subtract.

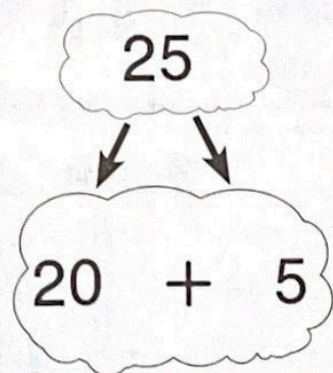
Break Apart Addends as Tens and Ones

MONDAY

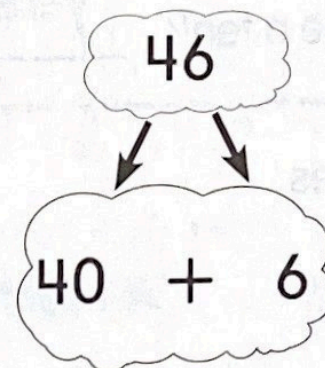
$$25 + 46 = ?$$

Break apart 25 into tens and ones.

Break apart 46 into tens and ones.



+



+

Then, add the tens from the two addends.

$$\begin{array}{r} 20 \\ + 40 \\ \hline 60 \end{array}$$

Add the ones from the two addends.

$$\begin{array}{r} 5 \\ + 6 \\ \hline 11 \end{array}$$

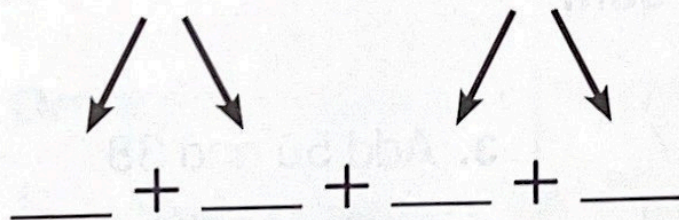
Add the two sums.

$$\begin{array}{r} 60 \\ + 11 \\ \hline 71 \end{array}$$

$$\text{So, } 25 + 46 = \underline{71}.$$

Break apart the addends to find the sum.

$$1. \quad 12 + 48 = ?$$



Add the tens.

$$\underline{\quad} + \underline{\quad} = \underline{\quad}$$

Add the ones.

$$\underline{\quad} + \underline{\quad} = \underline{\quad}$$

How many in all?

$$\underline{\quad} + \underline{\quad} = \underline{\quad}$$

$$\text{So, } 12 + 48 = \underline{\quad}.$$

Editing for Punctuation

The sentences below are missing end marks. Edit each sentence and show which ones need periods, question marks, or exclamation marks.

- Use a **period** at the end of a sentence that tells something.
- Use a **question mark** at the end of a sentence that asks something.
- Use an **exclamation mark** at the end of a sentence that shows excitement.

1. How many do you have

2. Can you help me with my homework

3. You are a good student

4. Mrs. Clay is my favorite teacher

5. How are you today

6. Watch out

7. Oh no, I broke it

8. I got a new kitten

Where water is found on earth

Grade 2 Science Worksheet

Fill in the blanks.

salty

fresh

solid

lakes

oceans

liquid

cannot

Most of Earth's water is found in the _____.

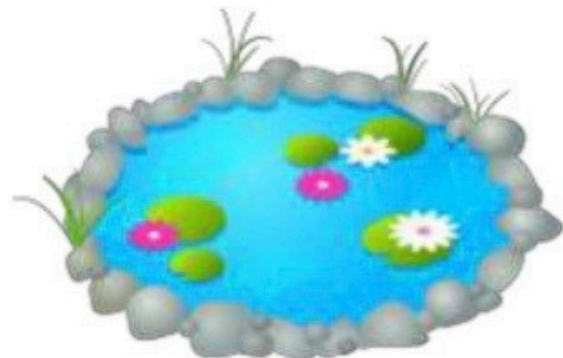
They are huge bodies of _____ water.

We _____ use them for drinking.

Very little of the water on earth is _____ water.

Rivers and lakes are _____ fresh water.

Icebergs and glaciers are _____ fresh water.



Name _____ Date _____



Study Guide

Read the paragraph. Use the words in the Word Bank to fill in the blanks.

change
colonies

landmark
settlers

hero
Independence

history
freedom

_____ is the study of things that happened in the past. The first people who lived in North America were the Native Americans. Then _____ came from Europe. They decided to start _____ here. As more and more people came to America, the country began to _____.

Many colonists grew tired of obeying the King of England. They wanted the _____ to make their own laws. On July 4, 1776, their leaders agreed to the Declaration of _____. The colonists had to fight a long, hard war against England. George Washington was an American _____ during the war. He later became our first President. The capital is named after him, and the Washington Monument is a _____ there.

Name _____

COMMON CORE STANDARDS CC.2.NBT.6,
CC.2.NBT.9

Use place value understanding and
properties of operations to add and subtract.

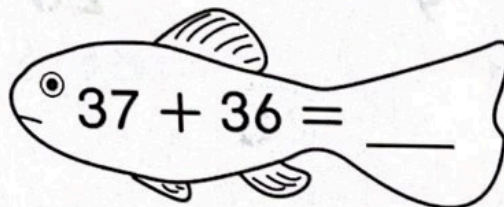
Go Fish

Write the total number of tens and ones
for each fish. Write the sum on the tail.

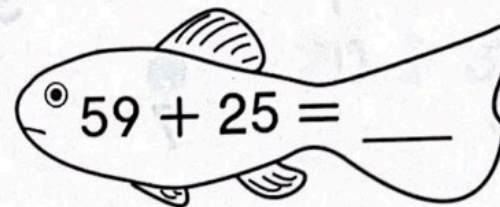
Use the code to color the fish.

TUESDAY

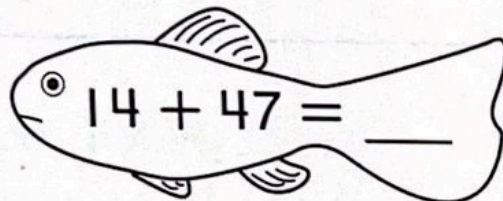
52 → orange 61 → red 73 → green 84 → blue



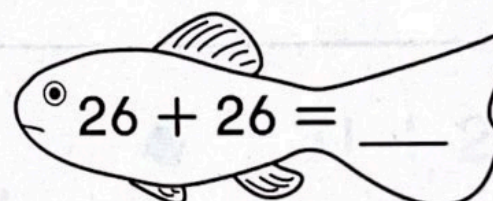
___ tens ___ ones



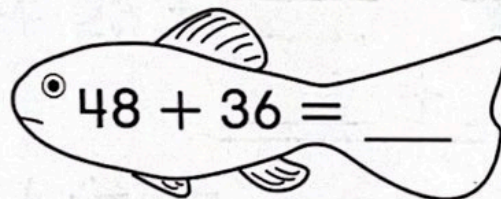
___ tens ___ ones




___ tens ___ ones



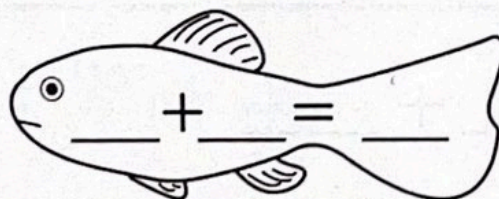
___ tens ___ ones



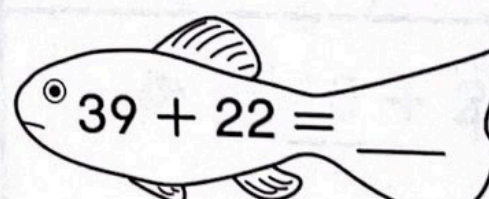
___ tens ___ ones



___ tens ___ ones



___ tens ___ ones



___ tens ___ ones



Writing and Reasoning Write a number
sentence for the blank fish so that there are two fish
for each color listed.

Editing for Capital Letters

The first word in a sentence must always begin with a **capital letter**. Find the letters that should be capitalized and write three lines below each. Then write the word above it using a capital letter.

1. it's time for school.

2. when is your birthday?

3. tony is on the playground.

4. did you see the thunderstorm?

5. summer is my favorite time of year.

6. let me help you with that.






















7. kelly, what are you doing?

8. i can't wait for vacation!

Liquid or solid?


Grade 2 Science Worksheet

Circle liquid or solid.

	ocean	 liquid	 solid
	lake	 liquid	 solid
	glacier	 liquid	 solid
	puddle	 liquid	 solid
	frozen pond	 liquid	 solid
	river	 liquid	 solid
	iceberg	 liquid	 solid

Honoring American Heritage


Look at the symbols of our heritage. Choose one, and write a poem or a paragraph that tells what the symbol means to you.




**Lincoln
Memorial**



**Bald
Eagle**



**Statue of
Liberty**



**The
Constitution**

COMMON CORE STANDARD CC.2.NBT.5
Use place value understanding and properties of operations to add and subtract.

Adding Errors

Find the errors in the addition problems.
Circle the errors. Then show how to solve the problems correctly.

1.

	Tens	Ones
	<div style="border: 1px solid black; border-radius: 50%; width: 30px; height: 30px; display: flex; align-items: center; justify-content: center;"> </div>	
	1	2
+	4	9
	<div style="border: 1px solid black; border-radius: 50%; width: 30px; height: 30px; display: flex; align-items: center; justify-content: center;">5</div>	<div style="border: 1px solid black; width: 30px; height: 30px; display: flex; align-items: center; justify-content: center;">1</div>

	Tens	Ones
	<div style="border: 1px solid black; width: 30px; height: 30px; display: flex; align-items: center; justify-content: center;">1</div>	
	1	2
+	4	9
	6	<div style="border: 1px solid black; width: 30px; height: 30px; display: flex; align-items: center; justify-content: center;">1</div>

2.

	Tens	Ones
	<div style="border: 1px solid black; width: 30px; height: 30px; display: flex; align-items: center; justify-content: center;">1</div>	
	3	7
+	4	5
	8	3

	Tens	Ones
	<div style="border: 1px solid black; width: 30px; height: 30px; display: flex; align-items: center; justify-content: center;"> </div>	
	3	7
+	4	5

3.

	Tens	Ones
	<div style="border: 1px solid black; width: 30px; height: 30px; display: flex; align-items: center; justify-content: center;">2</div>	
	2	6
+	2	6
	4	2

	Tens	Ones
	<div style="border: 1px solid black; width: 30px; height: 30px; display: flex; align-items: center; justify-content: center;"> </div>	
	2	6
+	2	6

4.

	Tens	Ones
	<div style="border: 1px solid black; width: 30px; height: 30px; display: flex; align-items: center; justify-content: center;">1</div>	
	7	2
+	1	9
	8	1

	Tens	Ones
	<div style="border: 1px solid black; width: 30px; height: 30px; display: flex; align-items: center; justify-content: center;"> </div>	
	7	2
+	1	9



Writing and Reasoning Describe the error you found in Exercise 4.

Up for a Challenge?

Put your editing skills to work. Edit the sentences below for **capital letters**, **punctuation**, and **spelling**. (Use the spelling words below.) Then rewrite each sentence correctly.

after thank because does live know many

1. what are you doing aftr the game

2. tank you for helping me

3. Did you no that I'm on the team

4. I have too meny hamsters

5. how many pets dos she have?

6. She helped me becuz she's nice

7. let's go to the game together

8. Where do you live?



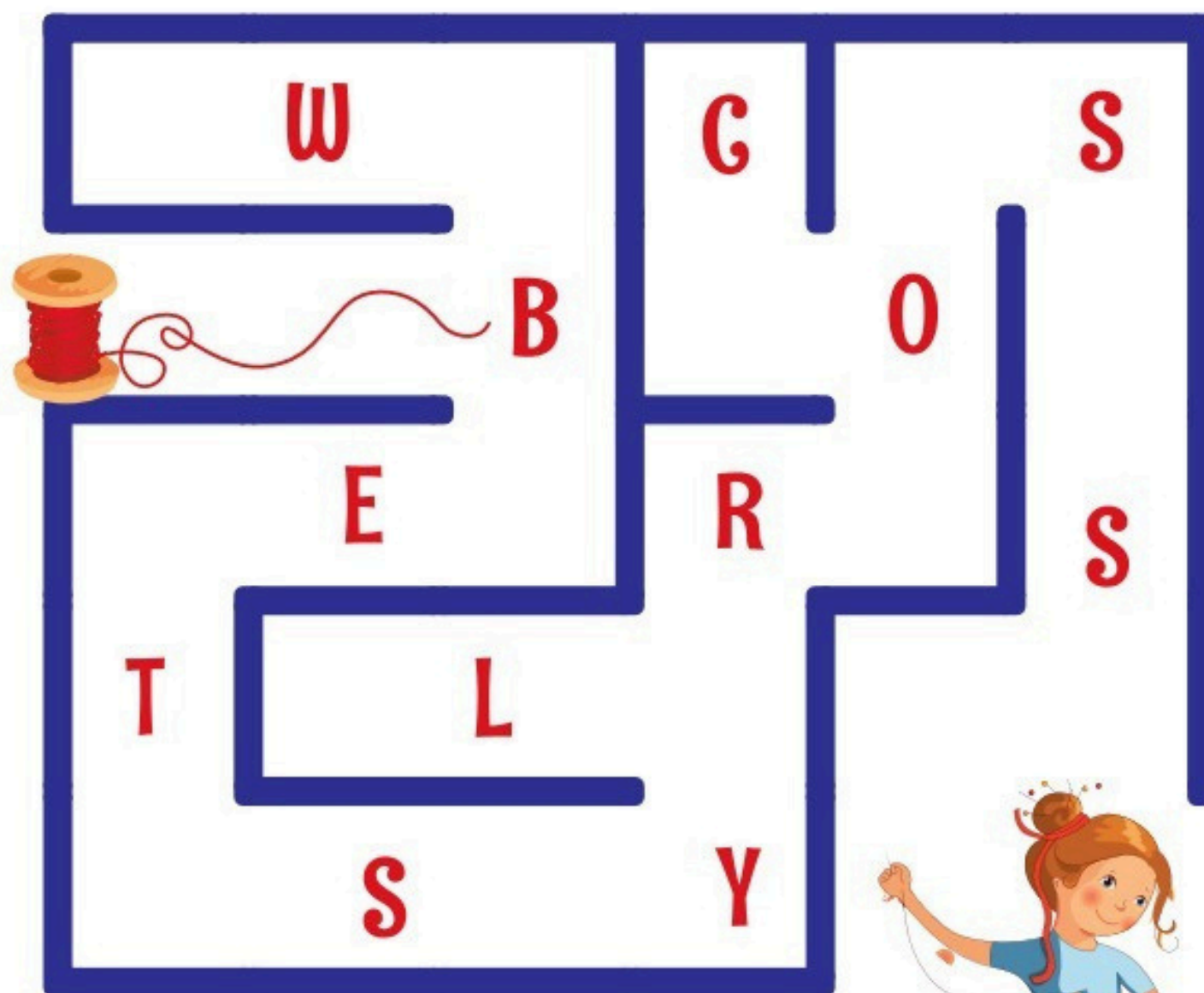
First American Flag

WEDNESDAY



In 1776 a seamstress named Betsy Ross sewed the first American flag at the request of George Washington. The flag was officially established on June 14, 1777. In the beginning it had 13 red and white stripes and 13 stars, because that was the number of the original colonies. When new states were added, a new star appeared on the flag, and now there are 50 of them.

What was the name of the woman who sewed the very first American flag? Trace the path that spells out her name.



Check the correct answers.

How many stars did the first flag have?

☐ 10

☐ 50

☐ 13

How many stripes did the first flag have?

☐ 13

☐ 51

☐ 10



Addition

with regrouping

NAME:

Thursday

TENS	ONES
6	7
+	2
	8

TENS	ONES
4	7
+	2
	8

TENS	ONES
8	8
+	
	8

TENS	ONES
5	8
+	3
	9

TENS	ONES
3	8
+	5
	4

TENS	ONES
1	8
+	5
	9

TENS	ONES
5	7
+	2
	4

TENS	ONES
4	6
+	3
	7

TENS	ONES
7	6
+	
	9

TENS	ONES
3	4
+	5
	9

TENS	ONES
8	5
+	
	9

TENS	ONES
7	5
+	1
	5

TENS	ONES
6	7
+	2
	9

TENS	ONES
6	8
+	1
	9

TENS	ONES
4	9
+	2
	4

TENS	ONES
3	7
+	5
	9

Second Grade Reading Log

Date	Title & Author	Pages Read	Minutes Read

Parent Signature (Week 1):
